



# REGISTRATION GUIDE

## 注册过程

**REGISTER NOW** >




# Step 1: Log in 登录




如果这是您第一次到访, 请您先注册myCDAC用户账号以登录网站。  
如果您已有myCDAC账号, 请您用Singpass 或用户资料登录网站。

If this is your first visit, please create myCDAC account to login.  
If you have an existing myCDAC account, please login using Singpass or your login details.

## 登录 Login

 电邮 Email

 密码 Password

登录 Log in

忘记密码了吗  
Forgot your password?

注册myCDAC用户账号  
Create myCDAC account

Log in with **singpass**



# Step 2: Click "My Programmes"

## 点击“我的活动”

Logo: 华社助理理事会 CDAC @Yishun Vibrance A Self-Help Groups Centre

Navigation: 主页 Home | 我的申请 My Applications | **我的活动 My Programmes** | 我的付款记录 My Payments

欢迎您到访 myCDAC  
Welcome to myCDAC!

申请 Applications

参考编号 Reference ID	申请项目 Type	申请状态 Status	完成日期 Compl...	
1 App-04551	补习计划 Tuition Pro...	Approved	14/12/2022	Cancel

**注意:** 如果在籍学生想要添加、转换或退出课程, 请点击“我的活动”。

**Note:** "For existing students, please click on "My Programmes" to Add/Transfer/Withdraw from a programme.

# Step 3: Click "Add"

## 点击 "Add"

The screenshot shows the website header with the logo for Yishun @ Yishun (A Self-Help Groups Centre) and navigation links: 主页 Home, 我的申请 My Applications, 我的活动 My Programmes (underlined), and 我的付款记录 My Payments. Below the header, there is a note in Chinese and English regarding course withdrawal and addition requests. The main content area features two sections: '我孩子的课程 My Children's Programmes' and '我孩子的课程申请 My Children's Programme Requests'. The second section includes a table with columns for Name, Request Item, Status, Centre, Program, Day, Start Time, and End Time. An 'Add' button is located at the end of the table, circled in red with a red arrow pointing to it.

注:  
退出课程的要求必须在每个月的25日之前呈交, 以便在下个月生效。  
添加课程的要求必须在2023年1月25日之前呈交, 以便在2023年2月生效。

Note:  
Request for withdrawal must be submitted by the 25th of every month for it to take effect from the following month.  
Requests to add programme(s) must be submitted by 25 Jan 2023 and will take effect from February 2023.

**我孩子的课程 My Children's Programmes**

姓名 Name	申请状态 St...	中心 Centre	课程 Progra...	上课日 Day	上课时间 St...	下课时间 En...	开课日期 Cl...	结束日期 Cl...
---------	------------	-----------	--------------	---------	------------	------------	------------	------------

**我孩子的课程申请 My Children's Programme Requests**

姓名 Name	申请项目 Req...	申请状态 Status	中心 Centre	课程 Program...	上课日 Day	上课时间 Star...	下课时间 End...
---------	-------------	-------------	-----------	---------------	---------	--------------	-------------

**Add**

# Step 3: Choose your programmes from the list and click "Save"

## 选择想报名的活动后，点击 "Save"

主页 Home 我的申请 My Applications 我的活动 My Programmes 我的付款记录

### 添加课程 Add Programme

Programme Category

兴趣小组活动 Interest-Based Programme

- A水准备考咨询课程 A-Level Consultation Progra...
- 社区华文阅读计划 Community Chinese Reading P...
- 《爱华文•好品行》活动 Chinese Language and C...
- 补习计划 Tuition Programme
- 兴趣小组活动 Interest-Based Programme

Please proceed to "My Payment" page to make payment and confirm your registration for the Interest-Based Programme.  
请到“我的付款记录”缴费，以确定您在兴趣小组活动的报名名额。

#### 课程 Centre Programme

目前没有合适的课程选项。 There is no programme available at this time.

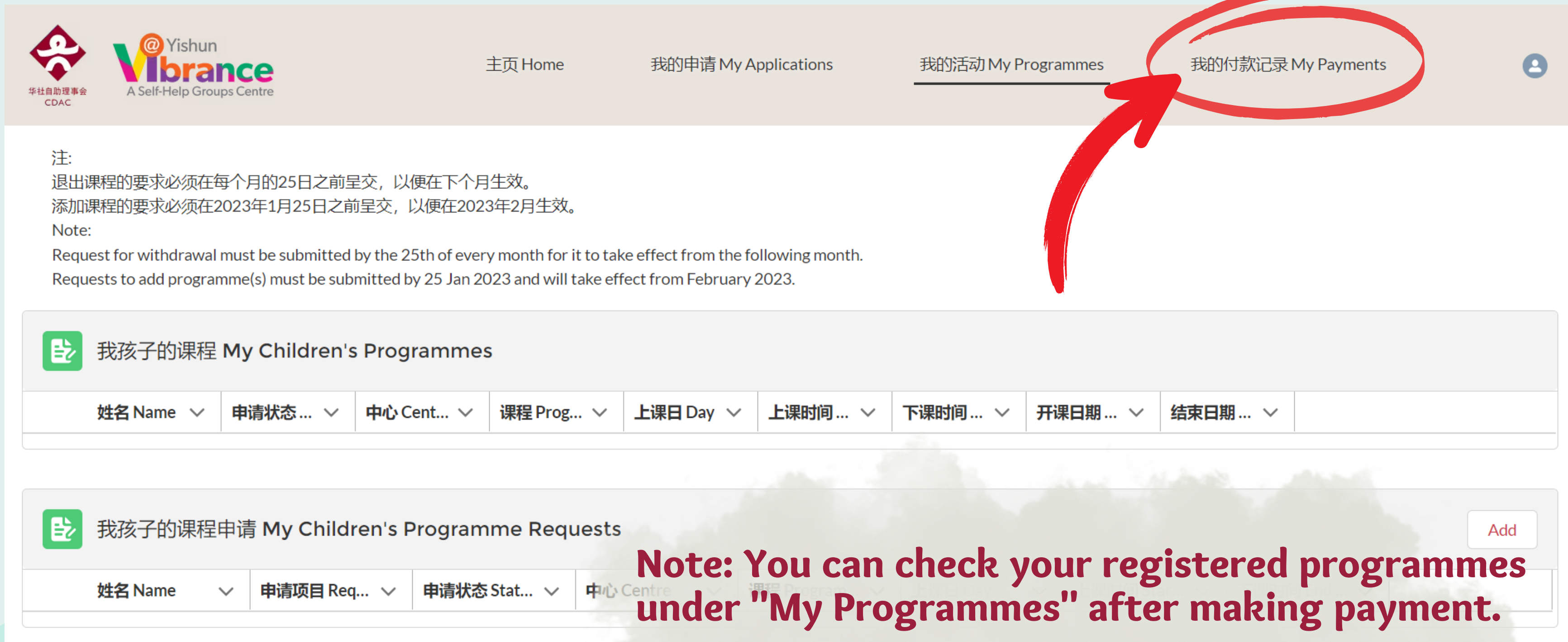
Programme: Tuition.pdf

**Select Interest-Based Programme for Programme Category to see list of programmes**

**选择兴趣小组才会看到假期活动**

# Step 4: Click "My Payment"

## 点击“我的付款记录”



Logo: 华社自助理事会 CDAC @Yishun Vibrance A Self-Help Groups Centre

Navigation: 主页 Home | 我的申请 My Applications | 我的活动 My Programmes | **我的付款记录 My Payments** | 个人中心

注:  
退出课程的要求必须在每个月的25日之前呈交, 以便在下个月生效。  
添加课程的要求必须在2023年1月25日之前呈交, 以便在2023年2月生效。

Note:  
Request for withdrawal must be submitted by the 25th of every month for it to take effect from the following month.  
Requests to add programme(s) must be submitted by 25 Jan 2023 and will take effect from February 2023.

我孩子的课程 My Children's Programmes

姓名 Name	申请状态...	中心 Cent...	课程 Prog...	上课日 Day	上课时间...	下课时间...	开课日期...	结束日期...
---------	---------	------------	------------	---------	---------	---------	---------	---------

我孩子的课程申请 My Children's Programme Requests Add

姓名 Name	申请项目 Req...	申请状态 Stat...	中心 Centre	课程 Program
---------	-------------	--------------	-----------	------------

**Note: You can check your registered programmes under "My Programmes" after making payment.**

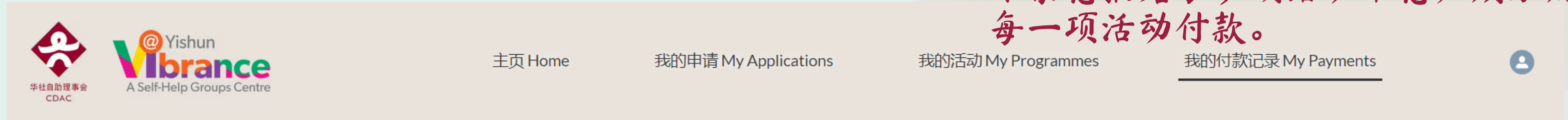
**注意：您可在付款后通过 "My Programmes" 查看课程申请。**

# Step 4: Click "My Payment"

## 点击“我的付款记录”


**Note: If you have registered for several programmes, you would have to make separate payments.**

如果您报名了多项活动，您必须分别为每一项活动付款。



### 我的付款记录 My Payments

姓名 Name	课程 Centre Progr...	项目 Programme ...	数额 Amount	付款状态 Payment...	付款截止日期 Pay...	
1 Student 510	CDAC@ Jurong - P4-P...	兴趣小组活动 Interest-...	\$5.00	Pending	8 Feb 2023	<a href="#">Pay</a> <a href="#">View Receipt</a>
2 Student 510	CDAC@ Jurong - P4-P...	兴趣小组活动 Interest-...	\$5.00	Pending	8 Feb 2023	<a href="#">Pay</a> <a href="#">View Receipt</a>
3 Student 510	CDAC@ Jurong - P4-P...	兴趣小组活动 Interest-...	\$5.00	Pending	8 Feb 2023	<a href="#">Pay</a> <a href="#">View Receipt</a>




x3

**Payment deadline is within 1 day after registration.**

您必须在注册后的1天内付款。

#### Pay using QR Code

Scan the QR using any banking app to complete payment.



Pay For  
Student 510

Pay To  
CDAC OPERATIONS FUND

Amount  
\$5.00

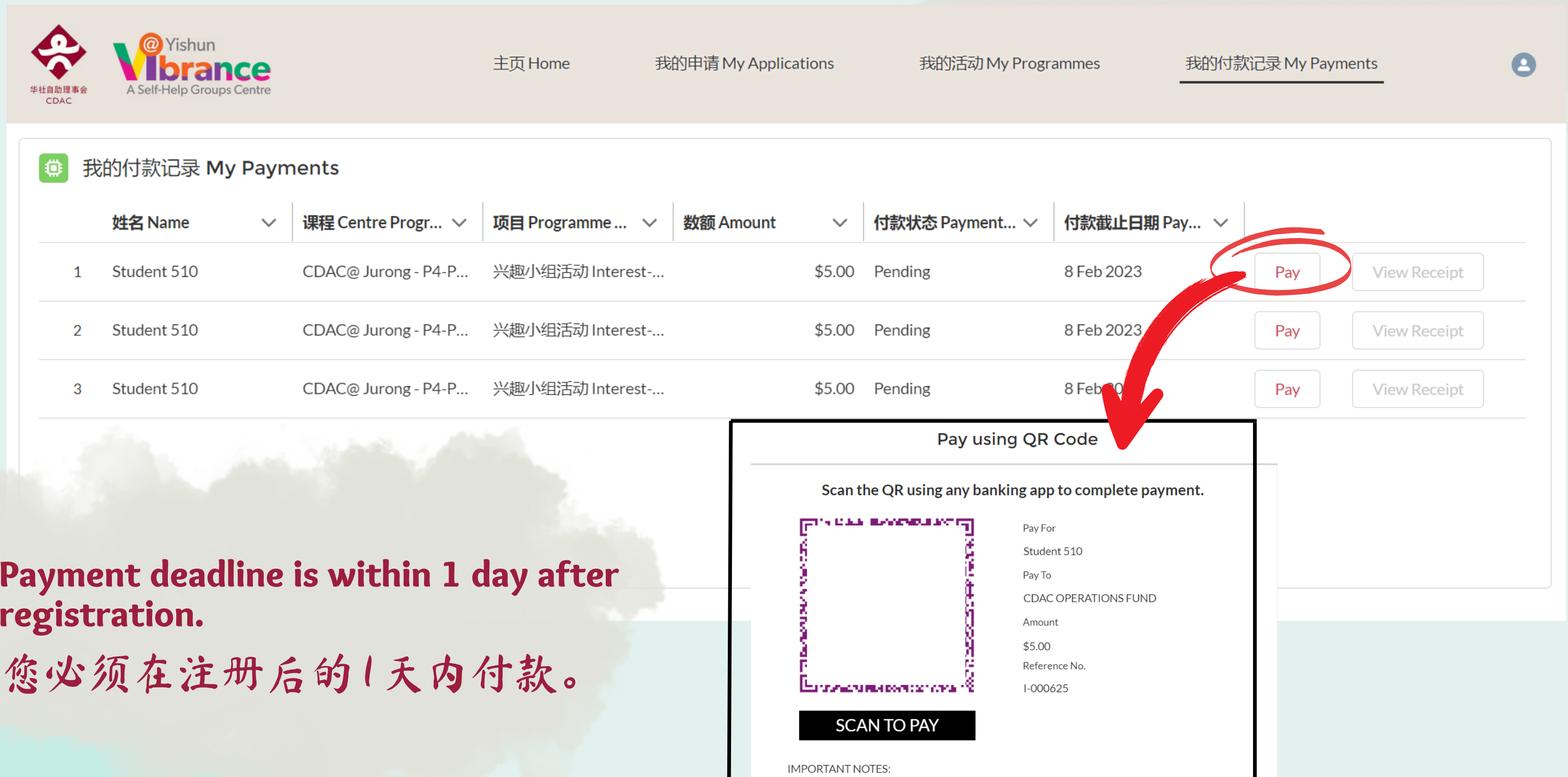
Reference No.  
I-000625

**SCAN TO PAY**

IMPORTANT NOTES:

# Step 4: Click "My Payment"

## 点击“我的付款记录”




The screenshot shows the website header with the Yishun Vibrance logo and navigation links: 主页 Home, 我的申请 My Applications, 我的活动 My Programmes, and 我的付款记录 My Payments. The 'My Payments' section displays a table with three rows of payment records. A red circle highlights the 'Pay' button for the first record, with a red arrow pointing to a QR code payment modal.

姓名 Name	课程 Centre Progr...	项目 Programme ...	数额 Amount	付款状态 Payment...	付款截止日期 Pay...		
1 Student 510	CDAC@ Jurong - P4-P...	兴趣小组活动 Interest-...	\$5.00	Pending	8 Feb 2023	Pay	View Receipt
2 Student 510	CDAC@ Jurong - P4-P...	兴趣小组活动 Interest-...	\$5.00	Pending	8 Feb 2023	Pay	View Receipt
3 Student 510	CDAC@ Jurong - P4-P...	兴趣小组活动 Interest-...	\$5.00	Pending	8 Feb 2023	Pay	View Receipt

### Pay using QR Code

Scan the QR using any banking app to complete payment.



Pay For  
Student 510  
Pay To  
CDAC OPERATIONS FUND  
Amount  
\$5.00  
Reference No.  
I-000625

**SCAN TO PAY**

IMPORTANT NOTES:

**Payment deadline is within 1 day after registration.**  
您必须在注册后的1天内付款。



# Step 4: Click "My Payment"

# 点击“我的付款记录”



@Yishun  
**Vibrance**  
A Self-Help Groups Centre

主页 Home

我的申请 My Applications

我的活动 My Programmes

我的付款记录 My Payments



## 我的付款记录 My Payments

姓名 Name	课程 Centre Progr...	项目 Programme ...	数额 Amount	付款状态 Payment...	付款截止日期 Pay...		
1 Student 510	CDAC@ Jurong - P4-P...	兴趣小组活动 Interest-...	\$5.00	Paid	8 Feb 2023	Pay	View Receipt
2 Student 510	CDAC@ Jurong - P4-P...	兴趣小组活动 Interest-...	\$5.00	Paid	8 Feb 2023	Pay	View Receipt
3 Student 510	CDAC@ Jurong - P4-P...	兴趣小组活动 Interest-...	\$5.00	Paid	8 Feb 2023	Pay	View Receipt

**Note: The payment status will be changed to "Paid" after payment is made.**

**注意：提交付款后会立即显示 "Paid"**

**A receipt will be displayed automatically after payment.**

**付款后，系统将自动显示收据。**

1 / 1 | 100%

华社自助理事会  
CDAC  
Reg. No. 199202625K

Receipt No. : P-000334      Date : 7/2/2023  
Name : Student 510      Payment Mode : NETS  
NRIC :      Handled by : Jaslynn Chan (CDAC@ Jurong)

S.No.	Description	Fee
1	CDAC@ Jurong - P4-P6 Tote Bag Painting - 2023-03-18 - 02:00PM	\$ 5.00
<b>Total:</b>		<b>\$ 5.00</b>
<b>Paid Amount:</b>		<b>\$ 5.00</b>

Date	Day	Start Time	End Time
18/03/2023	Saturday	04:00PM	02:00PM

# Step 5: Check your "My Programmes" page

注:  
退出课程的要求必须在每个月的25日之前呈交, 以便在下个月生效。  
添加课程的要求必须在2023年1月25日之前呈交, 以便在2023年2月生效。

Note:  
Request for withdrawal must be submitted by the 25th of every month for it to take effect from the following month.  
Requests to add programme(s) must be submitted by 25 Jan 2023 and will take effect from February 2023.

### 我孩子的课程 My Children's Programmes

	姓名 Name	申请状态...	中心 Cent...	课程 Prog...	上课日 Day	上课时间...	下课时间...	开课日期...	结束日期...		
1	Student 510	Placed	CDAC@ Jurong	P4-P6 E-Gam...	Monday	02:00PM	03:30PM	20 Mar 2023	20 Mar 2023	Transfer	Withdraw
2	Student 510	Placed	CDAC@ Jurong	P4-P6 Tote Ba...	Saturday	02:00PM	03:30PM	25 Mar 2023	25 Mar 2023	Transfer	Withdraw
3	Student 510	Placed	CDAC@ Jurong	P4-P6 Basics ...	Sunday	02:00PM	03:30PM	26 Mar 2023	26 Mar 2023	Transfer	Withdraw

### 我孩子的课程申请 My Children's Programme Requests

姓名 Name	申请项目 Req...	申请状态 Stat...	中心 Centre	课程 Program...	上课日 Day	上课时间...	开课日期...	结束日期...
---------	-------------	--------------	-----------	---------------	---------	---------	---------	---------

**Note: A confirmation email will be sent to you after payment is made.**

付款后, 系统将把确认函发送到您的电邮。